





Fryers

Action			N/A	Notes
Electrical Cable – Visual Check	<input type="checkbox"/>	<input type="checkbox"/>	<input type="checkbox"/>	
Gas Hose – Visual Check	<input type="checkbox"/>	<input type="checkbox"/>	<input type="checkbox"/>	
Clean – Inside	<input type="checkbox"/>	<input type="checkbox"/>	<input type="checkbox"/>	
Clean – Outside	<input type="checkbox"/>	<input type="checkbox"/>	<input type="checkbox"/>	
Dials – Check Functionality	<input type="checkbox"/>	<input type="checkbox"/>	<input type="checkbox"/>	
Drain Valve – Check Seal	<input type="checkbox"/>	<input type="checkbox"/>	<input type="checkbox"/>	
Drain Valve – Check Closed	<input type="checkbox"/>	<input type="checkbox"/>	<input type="checkbox"/>	
Refill with Oil & Switch On	<input type="checkbox"/>	<input type="checkbox"/>	<input type="checkbox"/>	
Temperature Check – 175/190°C *	<input type="checkbox"/>	<input type="checkbox"/>	<input type="checkbox"/>	

* Check temperature with an external thermometer (do not rely on the machine's inbuilt thermometer on this occasion) to ensure that the thermostat is working correctly.

Appliances Started

Make	Model	Checks Carried Out		Notes
				
		<input type="checkbox"/>	<input type="checkbox"/>	
		<input type="checkbox"/>	<input type="checkbox"/>	
		<input type="checkbox"/>	<input type="checkbox"/>	
		<input type="checkbox"/>	<input type="checkbox"/>	
		<input type="checkbox"/>	<input type="checkbox"/>	

Appliance(s) Checked By:

Date:



--	--

Need urgent assistance with your appliances and start-up procedure?

Extraction Canopies

Action			N/A	Notes
Grease Filters – Clean	<input type="checkbox"/>	<input type="checkbox"/>	<input type="checkbox"/>	
Air Filters – Clean	<input type="checkbox"/>	<input type="checkbox"/>	<input type="checkbox"/>	
Grease Filters – Re-Fit	<input type="checkbox"/>	<input type="checkbox"/>	<input type="checkbox"/>	
Air Filters – Re-Fit	<input type="checkbox"/>	<input type="checkbox"/>	<input type="checkbox"/>	
Turn On & Check Fan Movement	<input type="checkbox"/>	<input type="checkbox"/>	<input type="checkbox"/>	

Extraction Canopies Started



Location	Checks Carried Out		Notes
			
	<input type="checkbox"/>	<input type="checkbox"/>	
	<input type="checkbox"/>	<input type="checkbox"/>	
	<input type="checkbox"/>	<input type="checkbox"/>	
	<input type="checkbox"/>	<input type="checkbox"/>	
	<input type="checkbox"/>	<input type="checkbox"/>	

Extraction Canopies Checked By: Date:

--	--



Need urgent assistance with your appliances and start-up procedure?

Refrigeration, Cold Rooms & Freezers

Action			N/A	Notes
Electrical Cable – Visual Check	<input type="checkbox"/>	<input type="checkbox"/>	<input type="checkbox"/>	
Door Seals – Visual Check	<input type="checkbox"/>	<input type="checkbox"/>	<input type="checkbox"/>	
Clean – Inside (Sanitise)	<input type="checkbox"/>	<input type="checkbox"/>	<input type="checkbox"/>	
Clean – Inside (Remove Sanitising Fluid)	<input type="checkbox"/>	<input type="checkbox"/>	<input type="checkbox"/>	
Clean – Outside	<input type="checkbox"/>	<input type="checkbox"/>	<input type="checkbox"/>	
Clean – Door Strip Curtains	<input type="checkbox"/>	<input type="checkbox"/>	<input type="checkbox"/>	
Refit – Door Strip Curtains	<input type="checkbox"/>	<input type="checkbox"/>	<input type="checkbox"/>	
Turn On – Wait 24 Hours	<input type="checkbox"/>	<input type="checkbox"/>	<input type="checkbox"/>	
Temperature Check – After 24 Hours	<input type="checkbox"/>	<input type="checkbox"/>	<input type="checkbox"/>	
Door Safety Release – Check Functionality	<input type="checkbox"/>	<input type="checkbox"/>	<input type="checkbox"/>	

IMPORTANT: If your freezer has not been turned off, make sure you check the dates on the food and ensure the freezer is still operating at temperature. If you have ice build-up, it may mean moisture is getting into the freezer and your doors are not sealing correctly.

Appliances Started

Make	Model	Checks Carried Out		Notes
				
		<input type="checkbox"/>	<input type="checkbox"/>	
		<input type="checkbox"/>	<input type="checkbox"/>	
		<input type="checkbox"/>	<input type="checkbox"/>	
		<input type="checkbox"/>	<input type="checkbox"/>	



Appliance(s) Checked By:

Date:



--	--

Need urgent assistance with your appliances and start-up procedure?

Ice Machines

Action			N/A	Notes
Electrical Cable – Visual Check	<input type="checkbox"/>	<input type="checkbox"/>	<input type="checkbox"/>	
Water Connection – Leak Check	<input type="checkbox"/>	<input type="checkbox"/>	<input type="checkbox"/>	
Water Filter – Clean	<input type="checkbox"/>	<input type="checkbox"/>	<input type="checkbox"/>	
Water Filter – Fitment Check	<input type="checkbox"/>	<input type="checkbox"/>	<input type="checkbox"/>	
Water Treatment System – Fitment Check	<input type="checkbox"/>	<input type="checkbox"/>	<input type="checkbox"/>	
Clean – Ice Bin (Sanitise)	<input type="checkbox"/>	<input type="checkbox"/>	<input type="checkbox"/>	
Clean – Ice Bin (Remove Sanitising Fluid)	<input type="checkbox"/>	<input type="checkbox"/>	<input type="checkbox"/>	
Clean – Outside	<input type="checkbox"/>	<input type="checkbox"/>	<input type="checkbox"/>	
Rinse/Clean Cycle – Full Run	<input type="checkbox"/>	<input type="checkbox"/>	<input type="checkbox"/>	

Appliances Started

Make	Model	Checks Carried Out		Notes
				
		<input type="checkbox"/>	<input type="checkbox"/>	
		<input type="checkbox"/>	<input type="checkbox"/>	
		<input type="checkbox"/>	<input type="checkbox"/>	
		<input type="checkbox"/>	<input type="checkbox"/>	
		<input type="checkbox"/>	<input type="checkbox"/>	



Appliance(s) Checked By:

Date:

--	--



Need urgent assistance with your appliances and start-up procedure?

Water Boilers

Action			N/A	Notes
Electrical Cable – Visual Check	<input type="checkbox"/>	<input type="checkbox"/>	<input type="checkbox"/>	
Water Connection – Leak Check	<input type="checkbox"/>	<input type="checkbox"/>	<input type="checkbox"/>	
Water Filter – Clean	<input type="checkbox"/>	<input type="checkbox"/>	<input type="checkbox"/>	
Water Filter – Fitment Check	<input type="checkbox"/>	<input type="checkbox"/>	<input type="checkbox"/>	
Water Treatment System – Fitment Check	<input type="checkbox"/>	<input type="checkbox"/>	<input type="checkbox"/>	
Clean – Inside	<input type="checkbox"/>	<input type="checkbox"/>	<input type="checkbox"/>	
Clean – Outside	<input type="checkbox"/>	<input type="checkbox"/>	<input type="checkbox"/>	
Refill Appliance & Boil	<input type="checkbox"/>	<input type="checkbox"/>	<input type="checkbox"/>	
Temperature Check *	<input type="checkbox"/>	<input type="checkbox"/>	<input type="checkbox"/>	

* You may wish to consider checking with an external thermometer and check the appliance to ensure that the thermostat and any safety functions to prevent over boiling are working correctly.

Appliances Started

Make	Model	Checks Carried Out		Notes
				
		<input type="checkbox"/>	<input type="checkbox"/>	
		<input type="checkbox"/>	<input type="checkbox"/>	
		<input type="checkbox"/>	<input type="checkbox"/>	
		<input type="checkbox"/>	<input type="checkbox"/>	
		<input type="checkbox"/>	<input type="checkbox"/>	

Appliance(s) Checked By:

Date:

--	--

Need urgent assistance with your appliances and start-up procedure?